


Pecyn noson rieni

Ysgol Gymraeg  
Casnewydd

Parents evening  
pack



Cyfnod Sylfaen/ Foundation Phase

Meithrin/ Derbyn/ BI 1/ BI 2  
Nursery/ Reception/ Yr 1/ Yr 2

## Geiriau Tric a Chlic

### Tric a Chlic words

Dyma rhestr o eiriau tri swm-geiriau cytsain, llafariad, cytsain (c,ll,c).

A allwch chi helpu eich plentyn trwy wneud y gweithgareddau canlynol gydag ef/hi yn aml:

- Darllenwch y geiriau fel cardiau fflach- m-a-m (ynganu'r llythrennau yn unigol yn gyntaf ac wedyn dweud y gair- 'mam'.)
- Sillafu'r geiriau gan ysgrifennu- cymysgu'r llythrennau-' a, a, m' ac ail drefnu'r llythrennau i sillafu'r gair- 'mam'.
- Ynganu'r gair- 'mam' a gofyn 'Beth yw'r tri llythyren?'  
Plentyn yn ynganu- m, a, m.
- Ynganu'r tri llythyren yn unigol-' m, a, m' a gofyn i'r plentyn 'Beth yw'r gair?'- plentyn yn ynganu 'mam'.
- Torri'r geiriau i fynu ac ail drefnu i greu'r gair eto.

Here is a list of three letter words- consonant, vowel, consonant words (c,v,c). Please could you help your child by doing the following activities with him/her regularly:

- Read the words as flash cards- m-a-m (say the letters individually first and then say the word- 'mam'.)
- Spell the words by writing them out- mix up the letters-'a, a, m' and then re-arrange to spell the word-'mam'.
- Say the word- 'mam' and ask 'What are the three letter sounds?'  
Child says- m, a, m.
- Say the three letter sounds individually- 'm, a, m' and ask 'What is the word?'- Child says- 'mam'.
- 'Cut-up' the words and re-arrange to 'make' the word again.

het

cam

ham

tar

pam

car

map

mat

Pat

cap

mam

tap

sws

mwg

bag

pen

cath

bol

wal

bath

nos

bat

bws

boch

pin

moch

dis

cwch

coch

lliw

sach

pwll

mul

llwch

dol

fet

jar

fan

haf

rhaff

sedd

rhif

ffon

jam

hoff

jwg

pêl

gêm

sêr

lôn

dôr

ffôn

mêl

côr

côn

tân

môr

tâp

**Meithrin, Derbyn, Bl 1 a Bl 2-**

**Nursery, Reception, Yr 1 and Yr 2-**

Y cynllun darllen ar gyfer eich plentyn ydy Tric a Chlic. Mae tri adnodd gallwch eu defnyddio ar lein-

The reading scheme for your child is Tric a Chlic. There are three resources that you can use online-

- Mae apiau Tric a Chlic ar gael i lawr lwytho ar iPad neu tabled
- Tric a Chlic apps are available to download on iPad or tablet

### Tric a Chlic cam/stage 1



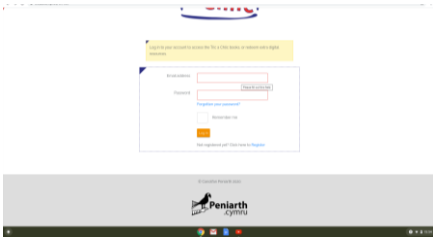
### Tric a Chlic cam/stage 2 a 3



- Ar wefan y cynhyrchwyr (Peniarth) gallwch ddarllen y llyfrau ar lein-
- On the publisher's website (Peniarth) you can read the books on line-

<https://tricachlic.cymru/en/uab>





Mewngofnodwch neu clic- [Click here to Register](#)

Login or click- [Click here to Register](#)

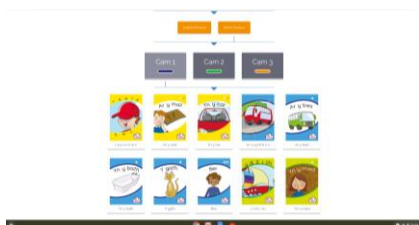


Gwasgwch- 'Ewch at y llyfrau'  
Select- 'Go to the books'



Dewiswch 'Cyfrwng Cymraeg' wedyn cam  
1, 2 neu 3

Select 'Welsh Medium' then cam (stage)  
1, 2 or 3



Gallwch ddewis y llyfrau i ddarllen-  
melyn yw'r rhai mwyaf hawdd wedyn  
glas, gwyrdd, pinc, llwyd a lelog (cam 1).  
Hufen, oren, gwyrddlas (cam 2). Coch,  
gwyrdd, porffor, brown, llwyd, glas (cam  
3).

You can then select the books to read-  
yellow being the easiest then blue,  
green, pink, grey, lilac (stage 1). Cream,  
orange, turquoise (stage 2). Red, green,  
purple, brown, grey, blue (stage 3).

- Mae podleidiaid Tric a Chlic ar Youtube

Dewiswch tanysgrifo i 'Canolfan  
Peniarth'. Fe fydd yr holl podleidiaid yn  
ymddangos. Dyma'r lefelau (o hawdd i  
anodd)

Cam 1- Melyn, glas, gwyrdd, pinc, llwyd,  
lelog

Cam 2- Hufen, oren, gwyrddlas

Cam 3- ae,ai,au; oi,oe,ou; ei,eu; uw,yw,iw;  
sillafu

Tric a Chlic podcasts are available on  
Youtube

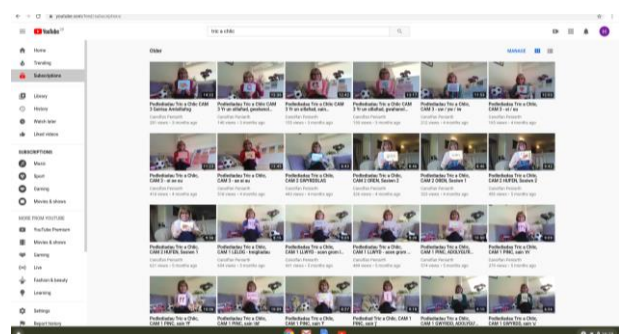
Select subscribe to 'Canolfan Peniarth'.  
The podcasts will appear.

Here are the levels (From easiest to  
hardest)































Stage 1- yellow, blue, green, pink, grey,  
lilac

Stage 2- Cream, orange, turquoise

Stage 3- ae,ai,au; oi,oe,ou; ei,eu;  
uw,yw,iw; spelling



# Yr Wyddor

A	a  afal	B	b  bola	C	c  clust	Ch	ch  chwerthin	D	d  ei du ol yn fawr	Dd	dd  ddwywaith
E	e  eliffant	F	f  fan yn dechrau	Ff	ff  ffon	G	g  cribo eich gwallt gwallt	Ng	ng  bang	H	h  hop
I	i  iâr	J	j  i fyny fel jiráff	L	l  gyrru'r lori	Ll	ll  llawen	M	m  mwncci	N	n  neidio
O	o  oren	P	p  pen	Ph	ph  ei phen	R	r  roced	Rh	rh  rhedeg	S	s  sleifio i lawr y sleid
T	t  tedi	Th	th  cath yn poeri	U	u  bwyta uwd	W	w  wit wat	Y	y  ymbarel yn y gwynt	mh nh	 mh nh

Yr wyddor ffonetig  
Sounds of the Welsh alphabet

A-a	Short sound as in the end or long sound as in calf
B-b	As in bat
C-c	As in cat. It never has the s sound.
Ch-ch	As in Scottish loch
D-d	As in dog
Dd-dd	As in the
E-e	Short sound as in egg or long sound as in made
F- f	As in vine
Ff-ff	As in from
G-g	As in goat. It never has soft g sounds as in George.
Ng-ng	As in singing
H-h	As in here. It is never silent as in hour.
I-i	Short sounds as in ink or long as in feed.
J-j	As in jam

L-l	As in loose`
LI- ll	No equivalent sounds in English, listen to child saying Llangrannog
M-m	As in mouse
N-n	As in now
O-o	Short sound as in not or long sound as in sore.
P-p	As in paper
Ph-ph	As in phone
R-r	Well trilled as in horrid
Rh-rh	Not heard in English- compare with perhaps (especially Scottish pronunciation)
S- s	As in sound
T-t	As in tongue
Th-th	As in thing
U-u	Short sounds as in ink
W-w	Long sounds as in cool
Y- y	Obscure sound, Long sounds as in mean

a b c ch d dd e f

ff g ng h i j l

ll m n o p ph r

rh s t th u w y

## Geiriau allweddol

## Key words

yn	nhw	nawr
car	mae	ffrind
enw	gan	gwneud
dad	doedd	achos
roedd	dydw	gallu
rydw	mewn	wrth
dyma	fi	hoffi
mynd	felly	rhai
mam	iawn	bach
ar	cael	hefyd
ac	mwy	eisiau
am	dweud	oherwydd
y	pwyl	sut
wedi	beth	ble
ydy	fy	aeth
ond	chi	bydd

**RHESTR A**  
**Geiriau Allweddol**

wedyn

mynd

symud

newid

rhoi

aeth

daeth

helpu

fyny

mwy

dim

**RHESTR B**  
**Geiriau Allweddol**

helpu

iawn

bydd

roedd

un

hoffi

oes

wedi

oedd

rhaid.

**RHESTR C**  
**Geiriau Allweddol**

coed

allan

hwyl

gweld

hefyd

ffordd

bwyta

haul

dweud

arall

gwneud

**RHESTR CH**  
**Geiriau Allweddol**

chwaer

cysgu

gwyrdd

gwaith

gallu

pethau

tynnu

saethu

esgus

eisiau

pobl