

Pecyn  
Gweithgareddau Ysgol  
Gymraeg Casnewydd  
Activity Pack



Blwyddyn 1

Wythnos 3 Week 3

13.7.20

## CYFARWYDDIADAU DYSGU ADREF/YSGOL.

Yn y pecyn yma mae'r adnoddau i gyd sydd angen arnoch chi i gwblhau'r tasgau yn ystod yr wythnos.

### OS YDY EICH PLENTYN YN DYCHWELYD I'R YSGOL

Os ydy eich plentyn yn dychwelyd i'r ysgol **NID OES** angen iddynt gwblhau'r tasgau sydd wedi uwcholeuo mewn **MELYN**, dyma'r tasgau y byddwn yn cwblhau yn yr ysgol. Ar ben pob tasg yn y pecyn mi fydd yn nodi os ydy'r weithgaredd yn cael ei gwblhau yn yr ysgol neu adref.

Mi fydd gweddill y pecyn yn cael eu gwblhau adref.

### OS NAD YW EICH PLENTYN YN DYCHWELYD I'R YSGOL

Os **NAD** yw eich plentyn yn dychwelyd i'r ysgol mi fydd y tasgau yma i gyd yn cael eu gwblhau adref. Mi fydd yna gyflwyniad fideo i'r tasgau mewn **MELYN** ar gael ar ein sianel You Tube ysgol. Mae'r linicau i'r fideos ar y dudalen canlynol.

## INSTRUCTIONS TO HOME/SCHOOL LEARNING

In this pack you have all the resources that you need to complete the tasks for the week.

### IF YOUR CHILD IS RETURNING TO SCHOOL:

If your child is returning to school they **DO NOT** need to complete any tasks that are highlighted on the grid in **YELLOW**, these are the tasks that we will be completing in school. At the top of each task in the work pack it will also note if it is a school task or a task to be completed at home.

The rest of the tasks are to be completed at home.

### IF YOUR CHILD IS NOT RETURNING TO SCHOOL:

If your child is **NOT** returning to school, all tasks should be completed at home. Video introductions of the tasks highlighted in **YELLOW** will be available on the school You Tube channel. The links to the videos are on the following page.

Sianel You Tube /You Tube channel

Tasg 1 Iaith

Literacy Task 1

<https://www.youtube.com/watch?v=uQGYmEKvrPk&feature=youtu.be>

Tasg 1 Rhifedd (Ychwanegol)

Numeracy Task 1 (Extra - at home)

<https://www.youtube.com/watch?v=fp8Dgty-ECg&feature=youtu.be>

Tasg 1 Arloesi

Innovation Task 1

<https://www.youtube.com/watch?v=eZ1O1OLOsmO&feature=youtu.be>  
e

Tasg 1 Lles Wellbeing Task 1

Dosbarth 2a / 2a Class

<https://www.youtube.com/watch?v=a9LgiVNHrGw&feature=youtu.be>

Dosbarth 2b / 2b Class

<https://www.youtube.com/watch?v=acCXlwWSYnl&feature=youtu.be>

Bydd y fideos hyn ar gael i'w gweld ar  
13.07 ar ôl 13:30 / These videos will be  
available to view on 13.07 after 13:30

Tasg 2 Lles Wellbeing Task 2 Whistleless

<https://www.literacyshed.com/whistleless.html>

Tasg 3 Lles Wellbeing Task 3

<https://www.youtube.com/watch?v=-nMUbHuffO8>


LLYTHRENNEDD / LITERACY	RHIFEDD / NUMERACY	PONTIO / TRANSITION	IECHYD A LLES/ HEALTH AND WELL-BEING
<p><u>Tasg Cymraeg 1 / Welsh Task 1</u></p> <p>Ysgrifennwch nodyn i'ch hun yn y dyfodol yn sôn am eich gobeithion am eich hun ac ar gyfer y byd.</p> <p>Write a note to yourself in the future talking about your future aspirations for yourself and for the world.</p>	<p><u>TASG MATHEMATEG 1/ MATHEMATICS TASK 1</u></p> <p>Tasg Mathemateg A wyr Agored/<i>Outdoor Maths activity</i></p> <p>Crewch anifeiliaid allan o ddail. Yna mesur yr anifail.</p> <p>Create animals from leaves you find on your walk or in your garden. Then measure the length of the animal.</p>	<p><u>TASG ARLOESI 1/ INNOVATION TASK 1</u></p> <p>Allwch greu darn o waith Celf mewn ymateb i amrywiaeth o ddyfyniadau? Gweler yr enghreifftiau fel ysbrydoliaeth.</p> <p>Can you create a piece of artwork in response to a range of quotes? See the examples for inspiration.</p>	<p><u>TASG LLES 1 / WELLBEING TASK 1</u></p> <p>Gwylwch y fideo o'ch athro dosbarth newydd yn cyflwyno ei hunain i chi. Ar ôl gwyllo y fideo tynnwch lun o'ch athro newydd a nodwch unhryw wybodaeth yr ydych wedi dysgu am yr athro o amgylch y llun.</p> <p>Watch the video by your new class teacher introducing themselves to you. After watching the video draw a picture of your new teacher and note any information you have learnt about them around the picture.</p>
<p><u>Tasg Cymraeg 2/ Welsh Task 2-</u></p> <p>Cwblhewch y weithgaredd sillafu gyda geiriau o'ch dewis.</p> <p>Complete the spelling activity with words of your choice.</p>	<p><u>Tasg Mathemateg 2 / Mathematics Task 2</u></p> <p>Allwch ddefnyddio ei ch wybodaeth Math emateg a chreu cwis Mathemateg i'ch teulu?</p> <p>Can you use your Mathematical knowledge to create a Mathematics quiz for your family?</p>	<p><u>TASG ARLOESI 2 / INNOVATION TASK 2</u></p> <p>Llenwch y daflen Dyma Fi yn 2020.</p> <p>Fill in the sheet This is me 2020.</p>	<p><u>TASG LLES 2 / WELLBEING TASK 2</u></p> <p><b>I don't want to wash my hands!</b></p> <p>Darllenwch y llyfr gan ddefnyddio o'r linc isod:</p> <p>Read along using the audio link below:</p> <p><a href="https://www.youtube.com/watch?v=DQRYfaFIY8A">https://www.youtube.com/watch?v=DQRYfaFIY8A</a></p> <p>Unwaith rydych chi wedi darllen /gwranddo i'r stori, cyflawnwch y tasgiau o fewn y llyfryn.</p> <p>Once you've read/listened to the story, complete the tasks within the booklet.</p>
<p><u>Tasg Cymraeg 3 - Welsh Task 3</u></p> <p>Gwylwch y fideo am yr a deryn bach heb chwiban.</p> <p>Ewch ati i drafod y waha nol gwestiynau a chwblha u'r gweithgareddau.</p> <p>Watch the video about the little bird without the whistle. Be part of his journey to try and discover his whistle. Discuss the various questions and try the tasks.</p> <p><a href="https://www.literacyshed.com/whistleless.html">https://www.literacyshed.com/whistleless.html</a></p>	<p><u>Tasg Mathemateg 3 Mathematics Task 3</u></p> <p><u>Grid Boggle Maths/ Mathematics Boggle Grid</u></p> <p>Defyddiwch y grid Boggle i greu gymaint o frawddegau rhif a phosib. Defnyddiwch adio, tynnu, lluosio a rhannu.</p> <p>Use the Boggle grid to create as many number sentences as possible (e.g 2+5 = 7) Use addition, subtraction, multiplication and division.</p>	<p><u>TASG ARLOESI 3/ INNOVATION TASK 3</u></p> <p><u>Grid Lliwiau Teimladau / Feelings Colour Chart</u></p> <p>Llenwch y grid lliwiau teimladau. Meddyliwch am symud i ddosbarth newydd ac amdanoch chi fel person - sut ydych yn teimlo a beth sydd yn gwneud i chi deimlo fel hynny. Gweler yr enghraifft.</p> <p>Fill in the feelings colour grid. Think about moving to a new class and about you as a person - How do you feel and what makes you feel like that? See the example.</p>	<p><u>Tasg Lles 3 E-ddiogelwch perygl dieithryn / Task Wellbeing 3 E-safety stranger danger</u></p> <p>Dilynnwch y linc isod i wyllo fid eo perygl diethrin. Trafodwch y fideo gydach theulu am y pethau rydych wedi dysgu.</p> <p>Follow the link below and watch the video on stranger danger. After the video discuss with your family, what you have learnt.</p> <p><a href="https://www.youtube.com/watch?v=nMUbHuffO8">https://www.youtube.com/watch?v=nMUbHuffO8</a></p>

Tasg Iaith 1 (Yn yr ysgol)  
Language task 1 (In school)

Ysgrifennwch

nodyn i'ch hun yn y dyfodol yn sôn am eich gobeithion am eich hun ac ar gyfer y byd.

Write a post card to yourself in the future talking about your future aspirations for yourself and for the world.


A large, empty rectangular box with a black border, intended for writing a postcard. The box is centered on the page and occupies most of the lower half of the document.

## Tasg Iaith 2 - Sillafu (Adref)

### Language task 2 - Spelling (At Home)

Dewiswch unrhyw air Cymraeg yr hoffech ymarfer sillafu e.e. 'gwneud'. Ysgrifennwch 'gwneud' ar hyd y gris gyntaf. Yna, ymarferwch sillafu gair sy'n cychwyn gyda'r lythyren olaf (d). Edrychwch ar yr esiampl:

Choose any Welsh word you would like to practise spelling e.g. 'gwneud'. Write the word 'gwneud' along the first step. Then, practise spelling a word that begins with the last letter of the previous word (d). Look at this example:



Tasg Iaith 2 (adref/at home)

Dyma rai geiriau y gallech eu defnyddio/  
Here are some words you may use:

A- afal, am

B- bwced, banana

C- ceffyl, cael

Ch- chwilen, chwilair

D- dyma, deilen

E- eliffant, esgid

F- fan

Ff- ffedog, ffenest

G- gardd, gyda

H- hedfan, hefyd

I- iglw, igam-ogam

J- jeli, jam

L- lemon, lori

M- mynd, mwnci

N- neidio, nofio

O- oren, octopws

P- pren, pensil

R- roced, rydw

S- selsig, siglen

T- tedi, tafod

U- uwd, uncorn

W- wal, wedi

Y- ysgol, ysbryd.

Tasg Iaith 3 (adref) / Welsh  
Task 3 (at home)

# Whistleless



<https://www.literacyshed.com/whistleless.html#>

Gwylwch y fideo am yr aderyn bach heb chwiban. Bydda'n rhan o'i siwrne i geisio darganfod ei chwiban, yn cwrdd â gwahanol bobl a phethe ar ei ffordd...

Ewch ati i drafod y wahanol gwestiynau a chwblhau'r gweithgareddau.

Watch the video about the little bird without the whistle. Be part of his journey to try and discover his whistle, meeting lots of people and things on his way...

Discuss the various questions and try the tasks.




Tasg Iaith 3 (adref) / Welsh  
Task 3 (at home)

- Ydych chi'n gallu enwi pethau yn gymraeg?  
Pa bethau oeddech chi wedi gweld?  
(Aderyn, Glaw, Car, Person, Coeden, Dail...)  
Ydych chi'n gallu ymarfer ysgrifennu rhai o'r geiriau yma?  
*In Welsh, can you name the things you saw in the video?  
What things did you see?*  
(Bird, Rain, Car, Person, Tree, Leaf...)  
*Can you practice writing some of these words?*
- Nid yw'r aderyn bach yn gallu chwibanu. Oes yna rywbeth dydych chi ddim yn gallu gwneud ar hyn o bryd ond hoffech?  
Creu llun yn dangos y peth hoffech wneud.  
*The little bird can't whistle. Is there something that you are unable to do but would like to? Draw a picture of the thing that you would like to be able to do.*
- Mae llawer o bobl yn drïo helpu'r aderyn. Pwy sy'n helpu chi?  
Pwy sy'n helpu chi trwy adegau anodd? Sut ydyn nhw'n helpu?  
*Lots of people try and help the little bird. Who helped you?  
Who helps you through hard situations? How do they help?*
- Mae'r aderyn yn teimlo'n grac pan mae pawb yn dweud Shhhhhhh!  
Ydych chi wedi teimlo'n grac? Pryd? Sut oeddech wedi goresgyn y broblem?  
Beth oedd wedi gwneud i chi deimlo'n well?  
*The little bird feels angry when everyone says Shhhhhhhh!  
Have you ever felt angry? When? How did you overcome it?  
What made you feel better?*

Tasg Iaith 3 (adref) / Welsh  
Task 3 (at home)

aderyn

(bird)



deilen

(leaf)



Blank handwriting lines for the word 'aderyn'.

Blank handwriting lines for the word 'deilen'.

Blank handwriting lines for the word 'aderyn'.

Blank handwriting lines for the word 'deilen'.

Tasg Iaith 3 (adref) / Welsh  
Task 3 (at home)

Nid yw'r aderyn bach yn gallu chwibanu. Oes yna rywbeth dyduch chi ddim yn gallu gwneud ar hyn o bryd ond hoffech? Creu llun yn dangos y peth hoffech wneud.  
The little bird can't whistle. Is there something that you are unable to do but would like to? Draw a picture of the thing that you would like to be able to do.



Tasg 1 Mathemateg (Yn yr ysgol)  
Mathematics Task 1 (In school)

Dyluniwch greadur newydd ac yna mesurwch eich gymeriad.

Design a new creature and then measure your creature.



Tasg Maths 2: Dewch i greu cwis mathemateg i'ch teulu! (adref/at home)

Cofiwch ofyn cwestiyau adio, tynnu, rhannu a lluosu!

*Let's make a mathematics quiz for the family!*

*Remember to ask addition, subtraction, division and multiplication sums!*

1.

2.

3.

4.

5.

6.

7.

8.

9.

10.

# Tasg Mathemateg 3 - Boggle (Adref)

## Mathematics task 3 - Boggle (At Home)

Defnyddiwch y grid Boggle i greu **cymaint** o frawddegau rhif a phosibl. Defnyddiwch adio a thynnu. Cofiwch mai dim ond rhifau o'r grid gallwch eu defnyddio e.e.  $40 + 50 = 90$ ,  $90 - 50 = 40$  Mae croeso i chi ychwanegu mwy o atebion ar y dudalen nesaf. Cewch ddefnyddio'r rhifau mwy nag unwaith.

Use the Boggle grid to create as many number sentences as possible. Try to add and subtract e.g.  $40 + 50 = 90$ ,  $90 - 50 = 40$ . You can only use numbers from the grids. Write your answers on the next page. You may use a number more than once.

2	8	1
3	10	6
7	5	4

e.g.  $2 + 8 = 10$   
 $10 - 6 = 4$

10	100	90
30	50	20
80	60	40

# Tasg Mathemateg 3 - Boggle (Adref)

## Mathematics task 3 - Boggle (At Home)

Defnyddiwch y grid Boggle i greu **cymaint** o frawddegau rhif a phosibl. Defnyddiwch adio, tynnu, llusio a rhannu. Cofiwch mai dim ond rhifau o'r grid gallwch eu defnyddio e.e.  $40 + 50 = 90$ ,  $90 - 50 = 40$  Mae croeso i chi ychwanegu mwy o atebion ar y dudalen nesaf. Cewch ddefnyddio'r rhifau mwy nag unwaith.

Use the Boggle grid to create as many number sentences as possible. Try to add, subtract, multiply and divide e.g.  $40 + 50 = 90$ ,  $90 - 50 = 40$ . You can only use numbers from the grids. Write your answers on the next page. You may use a number more than once.

2	8	1
3	10	6
7	5	4

10	100	90
30	50	20
80	60	40

e.g.  $2 + 8 = 10$   
 $10 - 6 = 4$

13	8	11
12	5	7
20	9	15

## Tasg 1 Arloesi (adref/at home)

Allwch chi greu darn o waith Celf mewn ymateb i amrywiaeth o ddyfynodau? Gweler cyflwyniad eich athro fel ysbrydoliaeth.

### Tasg 1 Arloesi


Can you create a piece of artwork in response to a range of quotes? Watch your teacher's introduction as inspiration.



<u>Dyfyniad Cymraeg</u>	<u>English Translation</u>
Mewn undod mae nerth	In unity there is strength
Daw eto haul ar fryn	The sun will rise again
Does unman yn debyg i adre	There's no place like home
Er gwaetha'r storm, fe ddaw'r enfys	After the storm, there is always a rainbow.



Tasg 1 Arloesi/ Tasg 1 Arloesi (at home)



# Dyma Fi! This is Me!

Fy enw/My name:

---

Fy hoff bwnc/  
My favourite subject:

---

Fy hoff lyfr Cymraeg/  
My favourite Welsh book:

---

Fy hoff raglen deledu Cymraeg/  
My favourite Welsh tv show:

---

Fy hoff grŵp pop/  
My favourite pop group:

---

Dyma fi! This is me!

Fy hoff fwyd/My favourite  
food

---

## Tasg Arloesi 3 / Innovation Task 3

Mae lliwiau yn gallu cyfleu ein teimladau ac yn meddwl pethau gwahanol i bobl gwahanol . Eich tasg chi yw i edrych ar y lliwiau a thynnu llun o rywbeth sydd yn gwneud i chi deimlo fel fel y lliw hynny.


Colours can show our feelings and can mean different things to different people. Your task is to look at the colours and draw pictures of things that make you feel that colour.

Dyma enghraifft i chi. Here is an example for you.

Heulwen Haf /  
Summer Sunshine




Stwnsh mafon/  
Raspberry Red



Byrlymog / Fizzy



Rhewllyd /  
Frozen



Gobaith / Hope

Syndod/ Surprise



Grid Lliwiau Teimpladau / Feelings Colour Chart

Siart Teimpladau \_\_\_\_\_ Feelings Chart

Heulwen Haf /  
Summer Sunshine

Stwnsh mafon/  
Raspberry Red

Byrlymog / Fizzy

Rhewllyd /  
Frozen

Gobaith / Hope

Syndod / Surprise

Cwmwl tywyll


Gwylltineb/  
Wildness

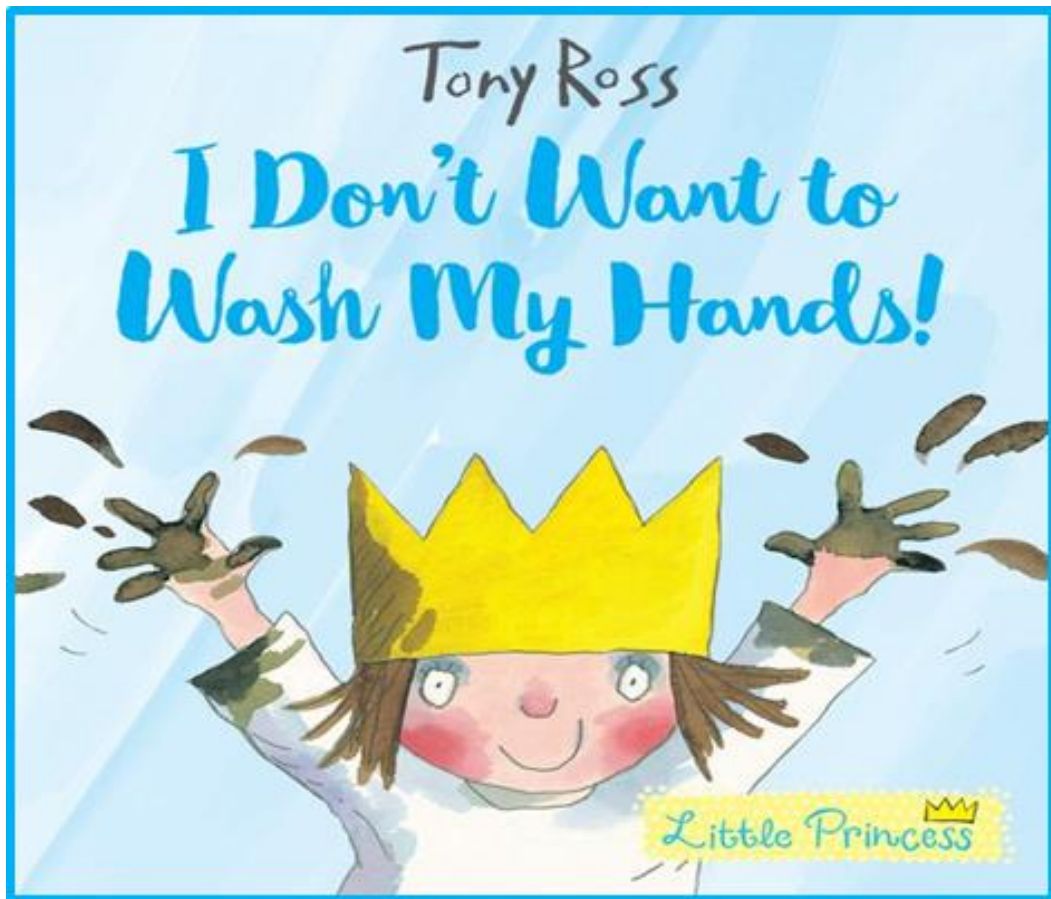
Rhyddid/  
Freedom

## TASG LLES 1 (Yn yr ysgol)/ WELLBEING TASK 1 (In school)

Gwyliwch y fideo o'ch athro dosbarth newydd yn cyflwyno ei hunan i chi. Ar ôl gwyllo y fideo tynnwch lun o'ch athro newydd a nodwch unrhyw wybodaeth yr ydych wedi dysgu am yr athro o amgylch y llun.

Watch the video by your new class teacher introducing themselves to you. After watching the video draw a picture of your new teacher and note any information you have learnt about them around the picture.





Ttasg Lles 2 (adref)/Wellbeing Task 2 (at home)

Darllenwch neu gwrandewch ar y stori yna cael sgwrs am y cynnwys. Trafodwch gwestiynau fel:

*Read or listen to the stori then have a discussion with your little one. Discuss questions such as:*

*Pam ei fod yn bwysig i olchi ein ddwylo? / Why is it important to wash our hands?*

*Beth ydym yn gwybod am germau? / What do we know about germs?*

*Pryd ddylsen ni golchi ein dwylo? / When should we wash our hands?*

*Pa fath o bethau all germau drwg gwneud? / What kind of things can bad germs do?*

Llenwch y poster gyda'ch gilydd, pryd i olchi dwylo, yna rhoi rhywle yn y ty er mwyn hatgoffa pawb i olchi eu dwylo.

*Fill in the poster together, when to wash hands, then place it somewhere in the house to remind everyone to wash hands.*

<https://www.youtube.com/watch?v=DQRYfaFIY8A>

Tasg Lles 2 (adref)/Wellbeing Task 2 (at home)  
Poster – Pryd i olchi dwylo/When to wash hands

1.

2.

3.

4.

5.

6.

## Tasg Lles 2 / wellbeing Task 2 – I don't want to wash my hands!

Dysgwch y gân 1 fys, 2 fys, 3 bys yn dawnsio...  
Canwch y gan yma tra'n golchi eich dwylo. Byddwch yn golchi dwylo a dysgu eich rhifau ar yr un pryd!

Learn the song 1 bys, 2 fys, 3 bys yn dawnsio...  
Sing the song each time you wash your hands. You'll be keeping your hands clean and learning your numbers at the same time!

### Un bys, dau fys

Un bys, dau fys, tri bys yn dawnsio,  
pedwar bys, pum bys, chwe bys yn dawnsio,  
saith bys, wyth bys, naw bys yn dawnsio,  
deg bys yn dawnsio'n llon.  
La la la la....

<https://audioboom.com/posts/783724-6-un-bys-dau-fys>

Celf Swigod. Rhowch dwr o fewn bowlen neu cwpan.  
Ychwanegwch sebon hylifol a hylif lliwio bwyd. Unwaith mae digon o swigod, gosodwch ddarn o barn ar ben y swigod.  
Codwch y bapur a dylsech weld patrwm hyfryd. Unwaith mae wedi sychu, gallwch ddefnyddio pen neu pensiliau lliw a chreu siapiau, anifeiliaid ayyb allan o'r patrymau swigod.

Bubble art. Place water in a bowl or cup. Place liquid soap and food colouring in. Once there are enough bubbles, place a piece of paper over the bubbles then lift up again. You should have some lovely shapes and patterns. Once its dried, you could take a pen or colouring pencils and start making shapes, animals etc out of the bubble patterns.





Tasg Lles 3- E-diogelwch 'Pop ups'  
Wellbeing Task 3 E-Safety Pop ups  
(I wneud yn y ty-To do at home).

Gwyliwch y fideo isod ac yna cwblhewch y tasg Lles 3.

Watch the video below then complete the Wellbeing task 3



<https://www.youtube.com/watch?v=-nMUbHuff08>

Tasg Lles 3- E-diogelwch 'Pop ups'

Wellbeing Task 3 E-Safety Pop ups

(I wneud yn y ty-To do at home).

Ar ôl gwyllo'r fideo meddyliwch am yr hyn y byddech chi wedi'i wneud yn wahanol. I Lee a Kim.

After watching the video, think of what you would have done differently to Lee and Kim.

Enwch tri peth byddech chi wedi'i wneud yn wahanol/ Name three things you would have done differently.

1

---

---

2

---

---

3

---

---